






FILTER, REGULATOR CHART

MODELS

	FR-1	FRL-2	FR-3	FR-4	FR-5
					
Pump Type	NDP-5, 15 & 20	DP-10 & DP-15	NDP-25	NDP-40 & XDP-40	NDP-50, 80 & XDP-50, 80
Pump Port Size	1/4", 1/2" & 3/4"	3/8" & 1/2"	1"	1-1/2"	2" & 3"
Air Inlet	1/4"	1/4"	3/8"	1/2"	3/4"
Filter (µm)	5	5	5	5	5
Bowl Material	Polycarbonate	Polycarbonate	Polycarbonate	Polycarbonate	Polycarbonate
Bowl Capacity (oz.)	.9	1.9	2.0	6.0	6.0
Dimensions (in.)	6.48 x 1.57 x 1.34	6.48 x 3.54 x 1.57	8.31 x 2.09 x 1.57	10.33 x 2.76 x 2.13	10.51 x 2.95 x 2.13
Net Weight (lbs.)	0.79	1.46	1.23	2.54	2.67
Max Flow Rate (SCFM)	28	65	90	120	225
Auto Drain Option	FR-1A	FRL-2A	FR-3A	FR-4A	FR-5A

* The "L" designates the lubrication oil bottle is included. The DP-10, DP-15 and XDP series pumps only require lubrication if they are continually running 24/7 or at high temperatures. Otherwise, use the FR-1 unit.

FEATURES

- Broad operating parameters
- Precise pressure adjustment
- Quick release polycarbonate bowl
- High visibility bowl guard
- Embedded pressure gauge
- Non-corrosive body
- Standard 5 micron filter
- Locking regulator

OPTIONS

- Bracket
- Float type auto drain
- With set nut (per panel mount)
- Modular mounting